

MONTGOMERY COUNTY MUNICIPAL UTILITY DISTRICT NO. 8

MINUTES OF REGULAR MEETING

JUNE 8, 2011

The Board of Directors (the "Board" or "Directors") of Montgomery County Municipal Utility District No. 8 (the "District" or "MCMUD 8") met in regular session, open to the public, on Wednesday, June 8, 2011, at 9:00 a.m., at the Walden Yacht Club, 13101 Melville Drive, Montgomery, Texas 77356, a designated meeting place located inside the boundaries of the District, and the roll was called of the duly constituted officers and members of the Board, to-wit:

Roy McCoy	President
Bob Leasure	Vice President
Daniel L. Davis	Assistant Vice President
Arch Payne	Secretary
Dan Fryman	Assistant Secretary

All members of the Board were present. Also attending were Katherine Turner of Municipal Accounts & Consulting L.P. ("Bookkeeper"); Erich Peterson, P.E. and Justin Abshire of Jones & Carter, Inc. ("Engineer"); Danny Wright and Philip Wright of Hays Utility North Corporation ("Operator"); Judy Sanders of Montgomery County Municipal Utility District No. 9 ("MCMUD 9"); Marcia Warner, District resident; and Ross J. Radcliffe and Elliot M. Barner of Johnson Radcliffe Petrov & Bobbitt PLLC ("Attorney").

The President, after finding that the notice of the meeting was posted as required by law and determining that a quorum of the Board was present, called the meeting to order and declared it open for such business as may come before it.

1. Public Comments. The President first opened the meeting to public comment.
 - a. Ms. Warner discussed issues with brown-colored water in the Waters Edge area of the District and presented a letter addressing these concerns, a copy of which is attached as Exhibit "A." The Operator indicated that he will investigate the water tap because he thinks it may be too low and the brown-colored water may be corrected by raising the water tap.

As no further public comments were offered, the President directed the Board to proceed with the agenda.

2. Minutes. The President directed the Board to the approval of the minutes of the town hall meeting of April 17, 2011, the regular meeting of May 11, 2011, the minutes of the special meeting of May 12, 2011, and the special canvassing meeting of May 24, 2011.
 - a. Upon a **motion** by Director Leasure, seconded by Director Payne, after full discussion and with all Directors present voting aye, the Board approved the minutes of the town hall meeting of April 17, 2011, as presented.

- b. Upon a **motion** by Director Fryman, seconded by Director Leasure, after full discussion and with all Directors present voting aye, the Board approved the minutes of the regular meeting of May 11, 2011, as presented.
- c. Upon a **motion** by Director Davis, seconded by Director Leasure, after full discussion and with all Directors present voting aye, the Board approved the minutes of the special meeting of May 12, 2011, as presented.
- d. Upon a **motion** by Director Fryman, seconded by Director Leasure, after full discussion and with all Directors present voting aye, the Board approved the minutes of the canvassing meeting of May 24, 2011, as presented.

3. Tax Assessor-Collector's Report. The Tax Assessor-Collector's Report was next presented by Ms. Turner, a copy of which is attached hereto as Exhibit "B."

- a. Ms. Turner reviewed the past monthly collections and credits as reported by J. R. Moore, Tax Assessor-Collector for the District, and reported that 97.10% of the 2010 taxes have been collected as of June 3, 2011.

Upon a **motion** by Director Davis, seconded by Director Fryman, after full discussion and with all Directors present voting aye, the Board approved the Tax Assessor-Collector's Report, as presented.

4. Bookkeeper's Report. The Bookkeeper's Report, a copy of which is attached as Exhibit "C," was next presented by Ms. Turner.

- a. After a review of current fund balances, expenditures and investments, Ms. Turner reviewed current year-to-date revenues and expenditures against the budget.
- b. Ms. Turner then presented the expenditures paid out of the District's Operations Fund as of June 8, 2011, to be reimbursed from future bond proceeds, a copy of which is attached hereto as Exhibit "D."
- c. The Board reviewed a Snap Shot Financial Report as of June 8, 2011, prepared by the Bookkeeper, a copy of which is attached as Exhibit "E."
- d. The Board then reviewed Income/Expense Comparisons for 2010 to 2011 as of June 8, 2011, prepared by the Bookkeeper, a copy of which is attached as Exhibit "F."

Upon a **motion** by Director Fryman, seconded by Director Payne, after full discussion and with all Directors present voting aye, the Board approved the Bookkeeper's Report, as presented; authorized payment of checks numbered 5610 through 5645 from the General Fund; authorized payment of check number 1019 from the Tax Fund; authorized payment of checks numbered 1309 through 1313 from the Sewage Treatment Plant Fund at Woodforest Bank; and adopted a resolution declaring its intent to reimburse the Operating Funds for the expenses out of a future bond issue.

Ms. Turner exited the meeting at this time.

5. Engineer's Report. The Engineer's Report was next presented by Mr. Peterson and Mr. Abshire, a copy of which is attached hereto as Exhibit "G."

a. Discuss the Status of Sanitary Sewer Cleaning & Televising:

- (1) Section 4 (Phase II). The Engineer reported that Source Point Solutions, LLC ("Source Point") completed the cleaning and televising of Section 4 (Phase II); and he is currently viewing the videos. The Engineer submitted an invoice for the Board's approval and payment in the amount of \$23,398.15.
- (2) Sections 5 and 6. The Engineer next reported that Source Point has completed the cleaning and televising of the recommended truss sanitary sewer in Sections 5 and 6 and he expects to receive videos and the invoice for this work in the next two (2) weeks.
- (3) Rehabilitation Analysis. The Engineer then reported that after review of the recommended areas with truss within Sections 5 and 6, he expects to have enough information to complete the sanitary sewer rehabilitation analysis. The Engineer added that due to the large number of brick manholes, he will need to include sanitary sewer manholes in the analysis.

b. Discuss Status of Water Reuse System Agreement with the WCIA. The Engineer reported that the Water Reuse System Agreement has been executed by the WCIA.

c. Proposed \$2,575,000 Series 2011 Bonds. The Engineer next reported that preparation of Bond Application Report No. 5 is underway and he expects to submit a draft of the report to the Board, Attorney and Financial Advisor by the July Board meeting.

d. TPDES Permit Renewal: The Engineer then reported that the waste discharge permit for the wastewater treatment plant will expire on June 1, 2012, and requested Board authorization to begin preparation of the permit renewal application. The Engineer indicated that the estimated cost for the permit renewal to be approximately \$10,000.

Upon a **motion** by Director Davis, seconded by Director Fryman, after full discussion and with all Directors present voting aye, the Board accepted the Engineer's Report, as presented; approved payment of an invoice in the amount of \$23,398.15 to Source Point for cleaning and televising Section 4 (Phase II); and authorized the Engineer to begin preparation of the permit renewal application.

6. Operator's Report. The Operator's Report was next presented by Mr. Danny Wright, a copy of which is attached hereto as Exhibit "H."

a. Mr. Wright reported that the combined water accountability for the District and MCMUD 9 was 97.39%.

b. Mr. Wright next reported that the District had three (3) paid taps last month and that the District has a total of 1,532 connections.

- c. Mr. Wright reviewed the list of service termination notices and noted that 174 notices were mailed and that one (1) account was terminated.
- d. Mr. Wright recommended increasing pumpage by 10,000,000 gallons.
- e. Philip Wright discussed water conservation and Mr. Radcliffe presented an Order Adopting Water Conservation Plan. Upon a **motion** by Director Fryman, seconded by Director Davis, after full discussion and with all Directors present voting aye, the Board approved the Water Conservation Plan, a copy of which is attached hereto as Exhibit "I."

Upon a **motion** by Director Payne, seconded by Director Fryman, after full discussion and with all Directors present voting aye, the Board approved the Operator's Report, as presented; authorized termination of service to the delinquent accounts pursuant to the District's Rate Order; and authorized the Operator to publish an article regarding water conservation in the local newsletter.

7. State and Local Agency Reports.

- a. Texas Water Development Board/Region H Planning Group. No significant items were reported.
- b. Lone Star Groundwater Conservation District ("LSGCD"). Director Davis discussed the efforts of the LSGCD to create desired future conditions (DFC) as it relates to water capacity contained in the aquifer.

8. Walden Community Improvement Association. Nothing new to report during the past month.

9. MCMUD 9 Report. No significant items were reported.

10. Community Communications Committee Report. No significant items were reported.

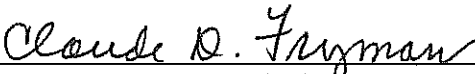
11. Emergency Response Committee Report. No significant items were reported.

12. Miscellaneous Business.

- a. Mr. Radcliffe presented an Amended and Restated District Information Form, a copy of which is attached hereto as Exhibit "J," and stated that the form must be amended to show the change in the total amount of bonds that have been approved by the voters and which may be issued by the District, the outstanding debt and the Notice to Purchasers form. Mr. Radcliffe further stated that the amended form is required to be filed with the Montgomery County Real Property Records (the "MCRPR") and the Texas Commission on Environmental Quality (the "TCEQ"). Upon a **motion** by Director Lease, seconded by Director Davis, after full discussion and with all Directors present voting aye, the Board approved the Amended and Restated District Information Form and authorized the Attorney to file the Order with the MCRPR and the TCEQ as required by law.

THERE BEING NO FURTHER BUSINESS BEFORE THE BOARD, the meeting was adjourned.

PASSED AND APPROVED this the 13th day of July, 2011.



Asst. Secretary, Board of Directors

EXHIBITS:

- A - Brown Water Concerns
- B - Tax Assessor-Collector's Report
- C - Bookkeeper's Report
- D - Expenditures paid out of the District's Operations Fund as of June 8, 2011
- E - Snap Shot Financial Report as of June 8, 2011
- F - Income/Expense Comparisons for 2010 to 2011 as of June 8, 2011
- G - Engineer's Report
- H - Operator's Report
- I - Order Adopting Water Conservation Plan
- J - Amended and Restated District Information Form

BROWN WATER CONCERNS

Herb & Marcia Warner
117 Fairwater Drive
Montgomery, TX 77356

Waters Edge (Walden) was built in late 1990's. Herb & Marcia Warner moved into our home in 2002. In about 2006 we and our neighbors in Waters Edge began to experience ***brown water***. When ***brown water*** first occurred we contacted the firm that installed our water softener and they visited our house on two occasions and were confident that water softeners do not cause ***brown water***.


Years ago Waters Edge discussed the ***brown water*** situation with Hayes and they acknowledged that ***brown water*** can be caused by deposits in the system and agreed to flush on a regular basis – this did not happen.

Brown water has been worse in recent months. Based on recent contacts with Hayes additional flushes have been performed but to no avail – the brown water continues. Philip has been responsive but the ***brown water*** continues. We understand from Philip that further line cleansing (i.e. with a "pig") would provide a thorough cleansing of the line.

We learned recently that the community water line in front of our home dips down and this could be a factor. We further learned that the water line to our home is a common line with our neighbor and that this could be a factor.

We are paying for clear clean water (not ***brown water***) but not getting it. We request that further investigation and procedures be performed until the ***brown water*** problem is resolved. We are, of course, prepared to assist in this effort as we must find a solution to achieving clear clean water to our home.

Herb & Marcia Warner
June 8, 2011



Subj: **Brown Water issues...**
Date: 6/6/2011 10:12:42 A.M. Central Daylight Time
From: chutain@consolidated.net
To: Hewarnerpc@aol.com

Marcia:

Just as a follow up to our conversation, Lori HAS seen some brown-tinged water in the past, and I believe she has seen some in the last week or so. She has also expressed some concern about drinking the tap water but, since our fridge/filter system has been inop for some time, we really have no other choice but bottled. I have not seen any brown water for several months but as you know, I am not here nearly as much as Lori. I suspect that there IS a low spot in your line, and Hayes Utilities probably needs to step up to the plate, and fix it correctly so we can put this issue aside. Hope this helps.

Craig

111 Fairwater Dr.
Montgomery, TX 77356
936 582-6685

Subj: **Brown Water Problem**
Date: 6/7/2011 6:19:18 P.M. Central Daylight Time
From: richj1943@consolidated.net
To: hewarnerpc@aol.com

This is to confirm that we had brown water earlier this year. It was so dirty that it was hard to see the bottom of our bathtub.

Rich
Sent via BlackBerry from T-Mobile

125 Fairwater

Subj: **Waters Edge - brown water**
Date: 6/7/2011 5:00:06 P.M. Central Daylight Time
From: johnnpam@consolidated.net
To: MWArner864@aol.com
CC: Hewarnerpc@aol.com

140 Fairwater

Marcia,

WE residents have been getting brown water intermittently for as long as we have lived here. Each time we would contact Hayes, they would come around and flush and the complaints would cease. Without doubt, you have been seeing it more than any other house.

Through your insistence, Hayes came around 2 weeks ago, and did a very severe flush in WE 2, expecting to rid you of the problem. It's disappointing to learn that you continue to get brown water.

John

Subj: MUD 8 " solution"
Date: 6/7/2011 8:27:42 A.M. Central Daylight Time
From: sustmansc@hotmail.com
To: mwarner864@aol.com

Marcia - I talked with a Board member of MUD 8 yesterday and he indicated that Danny Wright, Phillip's boss, had suggested an alternative solution to the issue of brown water. Danny thought that the connection between your pipes and the water main may have been constructed so that the connection was done from the side, not the top, as is normally done. Danny's suggestion to the director was that they would re-do the connection to come from the top and see if that would fix the problem.

I don't know if Danny or Phillip has had a chance to visit with you yet. I just wanted to pass this along "unofficially".

Scott
Scott Sustman
129 Fairwater Drive
Montgomery, TX 77356
713-825-2018

*his wife Linda expressed
to me she has had brown
water.*

=

Subj: **Water**
Date: 6/7/2011 9:34:11 P.M. Central Daylight Time
From: bshirley@uhy-us.com
To: mwarner864@aol.com

142 Fairwater

Marcia, we have had several instances of brownish water at our house in the last few months.
Barbara
Confidentiality and Circular 230 Notices

IMPORTANT: If this communication contains statements concerning taxation, those statements are provided for information purposes only, are not intended to constitute tax advice which may be relied upon to avoid penalties under any federal, state, local or other tax statutes or regulations, and do not resolve any tax issues in your favor. Upon request, we can provide you with express written tax advice after necessary factual development and subject to such conditions and qualifications as we may deem appropriate in the circumstances.

This electronic mail message and any attached files contain information intended for the exclusive use of the party or parties to whom it is addressed and may contain information that is proprietary, privileged, confidential and/or exempt from disclosure under applicable law. If you are not an intended recipient, you are hereby notified that any viewing, copying, disclosure or distribution of this information may be subject to legal restriction or sanction. Please notify the sender, by electronic mail or telephone, of any unintended recipients and delete the original message without making any copies.

MONTGOMERY COUNTY
office of
TAX ASSESSOR AND COLLECTOR

J.R. Moore, Jr.

Conroe Tx 77301-2823

03 Jun 2011

TO: MONTGOMERY COUNTY MUD 8

This is a letter to certify both the accounting and disbursement of the collections made by Montgomery County for your District during the month of MAY 2011.



Division of the amounts:

	Gross
Current W/O	1029.52
Current Wth	3060.37
Delinquent	244.82
Rendition	0.14
Other	0.00
SUB TOTAL	4334.85
2%	0.00
5%	0.00
SUB TOTAL	4334.85
Credits	19.40
Transfers	3901.24
SUB TOTAL	414.21
MISC	0.00
TOTAL	414.21

J.R. Moore, Jr. by Jimmy McRae, Chief Deputy
J.R. Moore, Jr.
Montgomery County Tax Assessor-Collector

SUBSCRIBED AND SWORN TO before this 6TH day of JUNE 2011.

Judy G. Jones
Notary Public in and for the State of Texas



MONTGOMERY COUNTY - MAY - SPREAD SHEET

FOR ENTITY M08 - MONTGOMERY COUNTY MUD 8

	REVENUE	P&I	ATT FEES	TOTAL DUE
Current W/O	1029.52		0.00	1029.52
Current Wth	2718.50	341.87	0.99	3061.36
Delinquent	175.78	69.04	48.96	293.78
Other				0.00
SUB TOTAL	3923.80	410.91	49.95	4384.66
2%	0.00	0.00		0.00
5%	0.00	0.00		0.00
SUB TOTAL	3923.80	410.91	49.95	4384.66
Credits C	17.17	2.23	0.00	19.40
Credits D				0.00
Transfers	3901.24			3901.24
SUB TOTAL	5.39	408.68	49.95	464.02
Misc				
Mapping				
Certificates				
Notary				
Copies				
Coinop				
Int				
TOTAL	5.39	408.68	49.95	464.02

MONTGOMERY COUNTY M.U.D. 8
 COLLECTIONS REPORT DURING THE MONTH OF MAY
 CURRENT DATE 06.03.2011


YEAR	TAX AMOUNT	P&I AMOUNT	NET AMOUNT	I&S AMOUNT	M&O AMOUNT
1991	0.00	0.00	0.00	0.00	0.00
1992	0.00	0.00	0.00	0.00	0.00
1993	0.00	0.00	0.00	0.00	0.00
1994	0.00	0.00	0.00	0.00	0.00
1995	0.00	0.00	0.00	0.00	0.00
1996	0.00	0.00	0.00	0.00	0.00
1997	0.00	0.00	0.00	0.00	0.00
1998	0.00	0.00	0.00	0.00	0.00
1999	0.00	0.00	0.00	0.00	0.00
2000	0.00	0.00	0.00	0.00	0.00
2001	0.00	0.00	0.00	0.00	0.00
2002	0.00	0.00	0.00	0.00	0.00
2003	0.00	0.00	0.00	0.00	0.00
2004	0.00	0.00	0.00	0.00	0.00
2005	0.00	0.00	0.00	0.00	0.00
2006	0.00	0.00	0.00	0.00	0.00
2007	0.30	0.16	0.46	0.00	0.46
2008	164.40	65.78	230.18	0.00	230.18
2009	11.08	3.10	14.18	0.00	14.18
2010	3,748.02	341.87	4,089.89	0.00	4,089.89
	3,923.80	410.91	4,334.71	0.00	4,334.71

MONTGOMERY COUNTY BASE TAX COLLECTIONS REPORT FOR
MONTGOMERY COUNTY M.U.D. B
FOR THE COLLECTION MONTH OF MAY AS OF 09:44:44 JUN 03 2011

TAX YEAR	BASE TAX DUE	BASE TAX COLL	ADJUSTMENTS-M	ADJUSTMENTS-H	TAX BALANCE DUE	COLLECTED %
1991	201.27	24.10	0.00		177.17	11.97%
1992	245.03	29.34	0.00		215.69	11.97%
1993	245.03	29.34	0.00		215.69	11.97%
1994	230.92	15.23	0.00		215.69	4.60%
1995	278.82	14.96	0.00	19.25CR	244.61	5.76%
1996	278.54	14.93	0.00	19.23CR	244.36	5.77%
1997	847.07	14.14	0.00	18.20CR	814.73	1.71%
1998	865.72	13.56	0.00	17.45CR	834.71	1.60%
1999	830.36	13.31	0.00	17.13CR	799.92	1.64%
2000	715.19	339.36	0.00	9.35CR	366.48	48.08%
2001	1,098.75	245.74	0.00	9.39CR	843.42	22.58%
2002	1,092.44	8.51	0.00	7.92CR	1,076.03	0.78%
2003	1,080.34	9.37	0.00	7.92CR	1,063.05	0.87%
2004	343.25	8.57	0.00	7.60CR	327.08	2.55%
2005	355.11	11.09	0.00	4.26CR	339.76	3.16%
2006	1,759.87	73.39	0.00		1,726.48	1.90%
2007	3,009.81	1,068.67	0.00		1,941.14	35.51%
2008	4,920.30	2,383.37	0.00		2,536.93	48.44%
2009	11,235.83	3,889.74	127.19		7,218.90	35.02%
2010	959,028.74	932,804.14	1,591.89CR	12.49	27,628.98	97.10%
TOTALS	988,662.41	940,971.08	1,464.70CR	125.21CR	49,030.82	

Report to be used as a supplementary guide

Begin Run Date 11:00:38 Jun 02 2011
Ending Run Date 11:18:38 Jun 02 2011




MUNICIPAL ACCOUNTS
& CONSULTING, L.P.

Montgomery County Municipal Utility District No. 8

Bookkeeper's Report

June 8, 2011



Montgomery County MUD No. 8

Account Balances

As of June 8, 2011

Financial Institution (Acct Number)	Issue Date	Maturity Date	Interest Rate	Account Balance	Notes
Fund: Operating					
Certificates of Deposit					
TEXAS CAPITAL BANK (XXXX2674)	03/24/2011	06/22/2011	0.25 %	100,000.00	
ENTERPRISE BANK (XXXX8454)	01/26/2011	06/25/2011	0.80 %	100,000.00	
TEXAS CAPITAL BANK (XXXX2545)	02/22/2011	07/22/2011	0.50 %	145,000.00	
GREEN BANK (XXXX1666)	02/07/2011	08/08/2011	0.70 %	240,000.00	
ALLEGANCE BANK (XXXX4293)	03/02/2011	09/28/2011	0.75 %	100,000.00	
BANK OF HOUSTON (XXXX0396)	04/28/2011	10/26/2011	0.45 %	95,000.00	
ALLEGANCE BANK (XXXX1613)	05/24/2011	11/20/2011	0.75 %	100,000.00	
Money Market Funds					
TEXPOOL (XXXX0001)	05/31/2007		0.08 %	197,057.14	
Checking Account(s)					
WOODFOREST BANK (XXXX9722)			0.05 %	545.83	Checking Account
WOODFOREST BANK (XXXX7941)			0.05 %	89,217.54	Special Reserve Account
Totals for Operating Fund:				\$1,166,820.51	
Fund: Tax					
Checking Account(s)					
WOODFOREST BANK (XXXX1501)			0.05 %	576.45	Checking Account
Totals for Tax Fund:				\$576.45	
Fund: STP					
Checking Account(s)					
WOODFOREST BANK (XXXX1519)			0.05 %	42,296.95	Checking Account
Totals for STP Fund:				\$42,296.95	
Grand total for Montgomery County MUD No. 8:				\$1,209,693.91	

MC MUD 8 - GOF
Cash Flow Report - Special Reserve Account Account
 As of June 8, 2011

Num	Name	Memo	Amount	Balance
BALANCE AS OF 5/12/2011				\$77,481.02
Receipts				
	Interest		3.20	
	Transfer to Special Reserve Acct		<u>11,733.32</u>	
Total Receipts				11,736.52
Disbursements				
	No Disbursements Activity		<u>0.00</u>	
Total Disbursements				<u>0.00</u>
BALANCE AS OF 6/8/2011				<u><u>\$89,217.54</u></u>

MC MUD 8 - GOF
Cash Flow Report - Checking Account
As of June 8, 2011

Num	Name	Memo	Amount	Balance
BALANCE AS OF 5/12/2011				\$690.50
Receipts				
	Interest Earned - Texas Capital Bank CD# XXXX2674		411.79	
	Interest Earned - Enterprise Bank CD# XXXX8454		468.49	
	Interest Earned - IBC CD# XXXX7351		295.89	
	Checking Interest		5.78	
	May Accounts Receivable - Current Mo.		144,264.14	
	May Accounts Receivable - Next Mo.		9,004.20	
	Interest Earned - Allegiance Bank CD# XXXX1613		308.62	
	Trf from Investment		77,000.00	
	M&O trf from Tax		4,334.71	
Total Receipts			4,334.71	236,093.62
Disbursements				
5610	Claude D Fryman	Fee of Office 5/24 & AWBD Advance	(641.52)	
5611	Daniel L Davis	Fee of Office Reg, H, GW MGMT A14, AWBD A	(1,348.77)	
5612	Robert W Leasure	Fee of Office 5-24 mtg	(141.52)	
5613	Arch Payne	Fee of Office 6-8-11	(141.53)	
5614	Claude D Fryman	Fee of Office 6-8-11	(141.53)	
5615	Daniel L Davis	Fee of Office 6-8-11	(141.52)	
5616	Robert W Leasure	Fee of Office 6-8-11	(141.53)	
5617	Roy McCoy, Jr.	Fee of Office 6-8-11	(141.53)	
5618	Albert Eric Paige	Deposit Refund	(5.29)	
5619	Ketty Aguilar	Deposit Refund	(39.80)	
5620	Motik Builders, Inc.	Builder Deposit Refund	(249.10)	
5621	Bleyl & Associates	Engineering Fees - MUD Joint Portion of Line	(227.50)	
5622	CenterPoint Energy	Utilities Expense	(212.12)	
5623	Data-Link, Inc.	Monitoring Security System	(123.50)	
5624	Entergy	Utilities Expense	(462.54)	
5625	Hays Utility Service	May 2011 Operations	(90,484.70)	
5626	Jones & Carter, Inc.	Engineering	(11,817.32)	
5627	Lone Star Groundwater	Permit Fees	(4,980.01)	
5628	McCall, Gibson, Swedlund, & Barfoot PLLC	Audit Expenses	(3,500.00)	
5629	Mont Co MUD 8 & 9 STP Fund	Joint Sewer Treatment Plant Billing	(15,467.81)	
5630	Municipal Accounts & Consulting, LP	Bookkeeping - May 2011	(1,620.20)	
5631	NRS Engineering, Inc.	Alternative Analysis Project # MT0903	(9,504.07)	
5632	Source Point Solutions, LLC.	Sanitary Sewer Cleaning, Televising, & Reporting -	(23,398.15)	
5633	Walden CIA	Garbage & Meeting Expenses	(25,736.70)	
5634	Booth, Ahrens & Werkenthin, P.C.	Legal thru 03/31/11	(14,406.35)	
5635	Claude D Fryman	Fee of Office 6-06-11	(141.52)	
5636	Daniel L Davis	Fee of Office 6-06-11	(141.53)	
5637	Robert W Leasure	Fee of Office 6-06-11	(141.52)	
5638	Roy McCoy, Jr.	Fee of Office 6-06-11	(141.52)	
5639	Consolidated Communications	Telephone Expense	(316.98)	
5640	Johnson Radcliffe Petrov & Bobbitt	Legal Fees	(17,526.09)	
5641	Arch Payne	Fee of Office 6/07/11	(141.52)	
5642	Claude D Fryman	Fee of Office 6/07/11	(141.53)	
5643	Daniel L Davis	Fee of Office 6/07/11	(141.52)	
5644	Robert W Leasure	Fee of Office 6/07/11	(141.53)	
5645	Roy McCoy, Jr.	Fee of Office 6/07/11	(141.53)	
Bank Fee	Woodforest Bank	March Account Analysis Fee	(224.67)	
Bank Fee	Woodforest Bank	Wire Transaction Fee	(10.00)	

MC MUD 8 - GOF
Cash Flow Report - Checking Account
 As of June 8, 2011

Num	Name	Memo	Amount	Balance
Disbursements				
Rtn Item	Woodforest Bank	Returned Item	(78.90)	
WIRE	Woodforest Bank	Transfer to Special Reserve Acct	<u>(11,733.32)</u>	
Total Disbursements				<u>(236,238.29)</u>
BALANCE AS OF 6/8/2011				<u><u>\$545.83</u></u>

MC MUD 8 - GOF

Actual vs. Budget Comparison

May 2011

	May 2011			January 2011 - May 2011			Annual	
	Actual	Budget	Over/(Under)	Actual	Budget	Over/(Under)	Budget	
Revenues								
14100	Water - Customer Service Revenue	78,811	54,167	24,645	248,414	270,833	(22,419)	650,000
14110	Connection Fees	1,050	1,516	(466)	6,900	7,580	(680)	18,192
14200	Sewer - Customer Service Fee	49,769	48,750	1,019	247,766	243,750	4,016	585,000
14202	Inspection Fees	245	517	(272)	1,960	2,583	(623)	6,200
14320	Maintenance Tax Collections	4,335	62,083	(57,749)	335,145	310,417	24,728	745,000
14330	Penalties & Interest	1,187	1,186	1	4,799	5,930	(1,131)	14,232
14360	Grease Trap	60	60	0	300	300	0	720
14361	Encroachment & Flagging	0	500	(500)	600	2,500	(1,900)	6,000
14400	Lone Star Groundwater	1,988	1,333	655	6,024	6,667	(642)	16,000
14401	GIRP Revenue	15,053	12,500	2,553	45,616	62,500	(16,884)	150,000
14600	Tap Connections	1,450	3,000	(1,550)	11,600	15,000	(3,400)	36,000
15380	Miscellaneous Income	0	333	(333)	21,459	1,667	19,792	4,000
15391	Interest Earned on Temp. Invest	1,176	1,133	43	2,155	5,667	(3,511)	13,600
15392	Interest Earned on Checking Acc	9	70	(61)	36	350	(314)	840
Total Revenues		155,132	187,149	(32,017)	932,774	935,743	(2,969)	2,245,784
Expenditures								
16100	Bulk Water Purchase / JWP	8,862	7,775	1,087	29,824	38,875	(9,051)	93,300
16102	Water Plant Repairs & Maint	15,345	3,333	12,012	72,379	16,667	55,712	40,000
16103	Security Monitoring Service	124	50	74	124	250	(127)	600
16120	Lone Star Ground Water Fee	4,980	1,660	3,320	7,968	8,300	(332)	19,920
16135	Maintenance & Repairs - Water	13,480	10,833	2,646	61,923	54,167	7,757	130,000
16180	Reconnections	860	1,333	(473)	5,015	6,667	(1,652)	16,000
16220	Purchase Sewer Service	12,863	12,685	178	73,139	63,427	9,713	152,224
16235	Sewer Repairs & Maintenance	11,578	12,500	(922)	83,823	62,500	21,323	150,000
16240	Lift Station Repairs & Maint	9,847	3,200	6,647	21,817	16,000	5,817	38,400
16275	Sewer Inspection Expense	276	433	(157)	1,825	2,167	(342)	5,200
16320	Legal Fees	16,975	10,833	6,141	79,315	54,167	25,148	130,000
16321	Auditing Fees	3,500	1,000	2,500	10,500	5,000	5,500	12,000
16322	Engineering Fees	228	5,550	(5,323)	44,664	27,750	16,914	66,600
16324	Laboratory Expense	224	350	(126)	1,780	1,750	30	4,200
16325	Election Expense	0	0	0	3,195	0	3,195	0
16326	Permit Expense	0	667	(667)	12,250	3,333	8,917	8,000
16332	Service Account Collection	4,889	5,375	(487)	24,780	26,875	(2,095)	64,500
16333	Bookkeeping Fees	1,333	2,000	(667)	8,842	10,000	(1,158)	24,000
16335	General Repairs & Maintenance	902	833	69	3,581	4,167	(585)	10,000
16336	Storm Drainage Expense	100	250	(150)	100	1,250	(1,150)	3,000
16338	Legal Notices & Other Publ.	9	50	(41)	45	250	(205)	600
16340	Printing & Office Supplies	1,430	770	660	6,962	3,850	3,112	9,240
16350	Postage	32	620	(588)	246	3,100	(2,854)	7,440
16351	Telephone Expense	328	333	(5)	1,892	1,667	225	4,000
16352	Utilities	704	600	104	3,049	3,000	49	7,200
16353	Insurance & Surety Bond	0	0	0	23,119	36,000	(12,881)	36,000
16354	Travel Expense	454	1,250	(796)	6,732	6,250	482	15,000
16355	District WEB Page	0	83	(83)	791	417	375	1,000
16358	Bank Fees	235	215	20	1,139	1,075	64	2,580
16359	Other Expense	489	667	(178)	7,856	3,333	4,522	8,000
16400	Professional Expense - Other	0	0	0	531	0	531	0
16410	Tap Connection Fees	600	1,800	(1,200)	5,100	9,000	(3,900)	21,600
16520	TCEQ Assessment	0	556	(556)	0	2,779	(2,779)	6,670
16526.1	Engineering	9,654	8,333	1,321	47,886	41,667	6,219	100,000
16526.2	Attorney	0	16,667	(16,667)	52,073	83,333	(31,260)	200,000
16600	Payroll Expenses	2,584	2,167	417	10,657	10,833	(176)	26,000

MC MUD 8 - GOF

Actual vs. Budget Comparison

May 2011

	May 2011			January 2011 - May 2011			Annual Budget
	Actual	Budget	Over/(Under)	Actual	Budget	Over/(Under)	
Expenditures							
16601 GRP Reserve	0	12,500	(12,500)	0	62,500	(62,500)	150,000
Total Expenditures	122,882	127,273	(4,390)	714,922	672,364	42,557	1,563,274
Other Expenditures							
17001 Capital - Storm Sewer Repair	22,471	12,500	9,971	41,245	62,500	(21,255)	150,000
17009 Capital - Sewer	23,398	16,667	6,731	152,720	83,333	69,387	200,000
17010 Distribution System Upgrade	0	4,833	(4,833)	0	24,167	(24,167)	58,000
17011 Water Well #1 - Rehab	0	8,333	(8,333)	0	41,667	(41,667)	100,000
17322 Capital - Engineering	0	3,083	(3,083)	11,169	15,417	(4,248)	37,000
17323 Capital - Reimb Jerry Ward HMBR	0	0	0	6,950	0	6,950	0
17329 Capital- Joint STP Plant	0	103,770	(103,770)	0	518,850	(518,850)	1,245,240
Total Other Expenditures	45,869	149,187	(103,318)	212,085	745,933	(533,849)	1,790,240
Excess Revenues (Expenditures)	<u>(\$13,619)</u>	<u>(\$89,311)</u>	<u>\$75,691</u>	<u>\$5,768</u>	<u>(\$482,554)</u>	<u>\$488,322</u>	<u>(\$1,107,730)</u>

MC MUD 8 - TAX
Cash Flow Report - Checking Account
 As of June 8, 2011

Num	Name	Memo	Amount	Balance
BALANCE AS OF 5/12/2011				\$2,665.86
Receipts				
	Tax Collections for May 2011		3,099.65	
	O/S Tax Collections for May 2011		801.59	
	EOM Tax Collections for May 2011		<u>414.21</u>	
Total Receipts				4,315.45
Disbursements				
1020	Montgomery Central Appraisal District	3rd QTR Qtr 2011	(2,070.00)	
BK CHG	Woodforest Bank	Bank charges	(0.15)	
WIRE	Montgomery MUD 8 Operating Fund	M&O Transfer to Operating	<u>(4,334.71)</u>	
Total Disbursements				<u>(6,404.86)</u>
BALANCE AS OF 6/8/2011				<u><u>\$576.45</u></u>

MC MUD 8 - STP
Cash Flow Report - Checking Account
 As of June 8, 2011

Num	Name	Memo	Amount	Balance
BALANCE AS OF 5/12/2011				\$44,630.03
Receipts				
	MUD 8 - March Utilites & Engineering/April Expenses		13,620.25	
	MUD 9 - March Utilites & Engineering/April Expenses		13,883.50	
Total Receipts				27,503.75
Disbursements				
1309	Entergy	11084 Walden Road	(4,961.08)	
1310	Hays Utility	May 2011 Operations	(21,326.99)	
1311	Jones & Carter, Inc	Wastewater Treatment Plant Outfall	(2,105.34)	
1312	McCall, Gibson, Swedlund, & Barfoot PLLC	Audit of SIP for YE 2010	(1,200.00)	
1313	Municipal Accounts & Consulting, LP	Monthly Bookkeeping Fees	(241.67)	
	Bank Fee	Bank Service Chg	(1.75)	
Total Disbursements				(29,836.83)
BALANCE AS OF 6/8/2011				<u>\$42,296.95</u>

MC MUD 8 - STP

Actual vs. Budget Comparison

May 2011

	May 2011			January 2011 - May 2011			Annual	
	Actual	Budget	Over/(Under)	Actual	Budget	Over/(Under)	Budget	
Revenues								
74206	MC MUD 8 Capital Contribution	811	103,770	(102,959)	41,915	518,850	(476,935)	1,245,240
74207	MC MUD 9 Capital Contribution	1,295	165,762	(164,468)	66,955	828,812	(761,857)	1,989,149
74208	MC MUD 8 Participation	12,053	12,685	(633)	56,215	63,427	(7,212)	152,225
74209	MC MUD 9 Participation	10,718	11,710	(992)	51,944	58,548	(6,604)	140,515
Total Revenues		24,876	293,927	(269,052)	217,029	1,469,637	(1,252,608)	3,527,129
Expenditures								
76231	Maint & Repairs - Lift Station	0	25	(25)	0	125	(125)	300
76320	Legal Fees - Other	0	50	(50)	0	250	(250)	600
76320.0	Legal-Water Credit	0	250	(250)	0	1,250	(1,250)	3,000
76321	Auditor Fee	1,200	100	1,100	1,200	500	700	1,200
76322	Engineering Fees	0	50	(50)	0	250	(250)	600
76324	Lab Fee	2,289	1,333	955	8,648	6,667	1,981	16,000
76330	Sludge Removal	0	3,000	(3,000)	12,916	15,000	(2,084)	36,000
76333	Bookkeeping Fees	242	333	(92)	1,242	1,667	(425)	4,000
76334	Operator Fee	2,385	2,385	0	11,925	11,925	0	28,620
76335	Maint & Repairs - Sewer	16,452	3,750	12,702	37,923	18,750	19,173	45,000
76336	Mowing - Sewer	202	215	(13)	974	1,075	(101)	2,580
76337	Security Expenses	0	0	0	990	0	990	0
76339	Garbage Collection	0	280	(280)	307	1,400	(1,093)	3,360
76340	Printing & Office Supplies	0	5	(5)	24	25	(1)	60
76342	Chemicals - Sewer	0	2,000	(2,000)	6,901	10,000	(3,099)	24,000
76351	Telephone Expense	0	30	(30)	119	150	(31)	360
76352	Utilities	0	5,417	(5,417)	17,768	27,083	(9,315)	65,000
76353	Insurance & Surety Bond	0	1,000	(1,000)	7,212	5,000	2,212	12,000
76560	Miscellaneous Expense	2	5	(3)	10	25	(15)	60
77000	Capital Repairs	0	4,167	(4,167)	0	20,833	(20,833)	50,000
77022	Engineer - Capital	2,105	19,965	(17,860)	13,257	99,827	(86,570)	239,584
77220	Capital - Projects	0	249,567	(249,567)	95,613	1,247,835	(1,152,223)	2,994,805
Total Expenditures		24,876	293,927	(269,052)	217,029	1,469,637	(1,252,608)	3,527,129
Excess Revenues (Expenditures)		\$0	\$0	\$0	\$0	\$0	\$0	\$0

Montgomery County MUD No. 8
Summary of Pledged Securities

As of June 8, 2011

Financial Institution: ALLEGIANCE BANK		
Total CDs, MM:	\$200,000.00	Collateral Security Required: No
Less FDIC coverage:	\$250,000.00	Collateral Security Agreement On File: No
Total pledged securities:	\$0.00	Investment Policy Received: Yes
Ratio of pledged securities to investments:	N/A	
Financial Institution: BANK OF HOUSTON		
Total CDs, MM:	\$95,000.00	Collateral Security Required: No
Less FDIC coverage:	\$250,000.00	Collateral Security Agreement On File: No
Total pledged securities:	\$0.00	Investment Policy Received: Yes
Ratio of pledged securities to investments:	N/A	
Financial Institution: ENTERPRISE BANK		
Total CDs, MM:	\$100,000.00	Collateral Security Required: No
Less FDIC coverage:	\$250,000.00	Collateral Security Agreement On File: No
Total pledged securities:	\$0.00	Investment Policy Received: Yes
Ratio of pledged securities to investments:	N/A	
Financial Institution: GREEN BANK		
Total CDs, MM:	\$240,000.00	Collateral Security Required: No
Less FDIC coverage:	\$250,000.00	Collateral Security Agreement On File: No
Total pledged securities:	\$0.00	Investment Policy Received: Yes
Ratio of pledged securities to investments:	N/A	
Financial Institution: TEXAS CAPITAL BANK		
Total CDs, MM:	\$245,000.00	Collateral Security Required: No
Less FDIC coverage:	\$250,000.00	Collateral Security Agreement On File: No
Total pledged securities:	\$0.00	Investment Policy Received: Yes
Ratio of pledged securities to investments:	N/A	
Financial Institution: TEXPOOL		
Total CDs, MM:	\$197,057.14	Collateral Security Required: No
Less FDIC coverage:	\$0.00	Collateral Security Agreement On File: No
Total pledged securities:	\$0.00	Investment Policy Received: Yes
Ratio of pledged securities to investments:	N/A	
Financial Institution: WOODFOREST BANK		
Total CDs, MM, and Checking Accounts:	\$132,636.77	Collateral Security Required: No
Less FDIC coverage:	\$250,000.00	Collateral Security Agreement On File: Yes
Total pledged securities:	\$734,850.85	Investment Policy Received: Yes
Ratio of pledged securities to investments:	N/A	

MONTGOMERY COUNTY MUD NO.8

AWBD Conference

2011 Annual Conference
 Ft. Worth, Texas
 Thursday, June 9 - Saturday, June 11

Name	DIRECTOR		CONFERENCE REGISTRATION		WINTER REIMBURSEMENT	
	Form Given	Attending	Fax/Online	Paid	Paid	
Roy McCoy	YES	YES	YES	YES	YES	YES
Bob Leasure	YES	YES	YES	YES	YES	YES
Claude Fryman	YES	YES	YES	NO	Did Not Attend	Did Not Attend
Daniel Davis	YES	YES	YES	YES	Did Not Attend	Did Not Attend
Archie Payne	YES	YES	YES	YES	Did Not Attend	Did Not Attend

**This confirms registration for the conference only. This does not confirm any lodging reservations.

**All lodging reservations are the sole responsibility of each attendee.

**AWBD would prefer that you register on-line, if possible at: www.awbd-tx.org


**Be sure to hit the bottom button REGISTER NOW; you will receive an email confirmation of registration.

**Please use our billing address of: 200 River Pointe Ste 240 Conroe, TX. 77304 so the invoice is sent to us.

**All requests for an advance of funds need to be sent by email to the bookkeeper within 30 days of conference.

MC MUD 8 - GOF & STP Reimbursement
As of June 8, 2011

General Operating Fund	Date	Check #	Vendor	Menu	Invoice #	Amount
	6/9/2010	5253	Booth, Ahrens & Werckentin, P.C.	Legal thru 4/30/10	2292	\$ 17,388.66
	6/9/2010	5259	Jones & Carter, Inc.	Eng Exp - Surface Water Study	163034	\$ 862.50
	6/9/2010	5259	Jones & Carter, Inc.	Eng Exp - Sanitary Sewer Rehabilitation of Trunkline Along Metville Dr	163032	\$ 1,932.25
	6/9/2010	5263	NHS Engineering, Inc.	Water Credit Feasibility Study Expenses	5932	\$ 11,492.24
	6/9/2010	5263	NHS Engineering, Inc.	Water Credit Feasibility Study Expenses	5876	\$ 850.00
	7/14/2010	5286	Jones & Carter Inc.	Eng Exp - Sanitary Sewer Cleaning, Televsiong, & Reporting for Phase I	163858	\$ 1,312.50
	7/14/2010	5286	Jones & Carter Inc.	Eng Exp - Sanitary Sewer Rehabilitation of Trunkline Along Metville Dr	163859	\$ 193.61
	7/14/2010	5286	Jones & Carter Inc.	Eng Exp - 2010 Bond Issue Analysis	163860	\$ 45.00
	7/14/2010	5286	Jones & Carter Inc.	Eng Exp - Surface Water Study	164566	\$ 75.00
	7/14/2010	5286	Jones & Carter Inc.	Eng Exp - Sanitary Sewer Rehabilitation of Trunkline Along Metville Dr	164570	\$ 1,918.95
	7/14/2010	5286	Jones & Carter Inc.	Eng Exp - 2010 Bond Issue Analysis	164571	\$ 1,962.50
	7/14/2010	5289	NHS Engineering, Inc.	Water Credit Feasibility Study Expenses	5956	\$ 960.00
	7/14/2010	5289	NHS Engineering, Inc.	Water Credit Feasibility Study Expenses	5957	\$ 3,333.28
	7/14/2010	5290	Source Point Solutions	Water Credit Feasibility Study Expenses	5957	\$ 4,137.71
	8/11/2010	5308	A&A Cable Contractors, Inc.	Contractor-Sanitary Sewer Cleaning, Televsiong, & Reporting of Sec #1	34906	\$ 35,504.25
	8/11/2010	5308	A&A Cable Contractors, Inc.	Contractor - Sanitary Sewer Rehab of Trunkline Along Metville Dr Expenses		\$ 40,317.50
	8/11/2010	5317	NHS Engineering, Inc.	Legal thru 5/31/10	2337	\$ 19,180.22
	9/8/2010	5338	Booth, Ahrens & Werckentin, P.C.	Water Credit Feasibility Study - Alternatve Analysis		\$ 19,180.22
	9/8/2010	5344	Jones & Carter Inc.	Legal thru 6/30/10	2387	\$ 14,395.05
	9/8/2010	5344	Jones & Carter Inc.	Eng Exp - Sanitary Sewer Cleaning, Televsiong, & Reporting for Phase I	163484	\$ 9,233.88
	9/8/2010	5344	Jones & Carter Inc.	Eng Exp - Sanitary Sewer Rehabilitation of Trunkline Along Metville Dr	163485	\$ 1,027.50
	9/8/2010	5344	Jones & Carter Inc.	Eng Exp - 2010 Bond Issue Analysis	165486	\$ 4,292.00
	9/8/2010	5347	NHS Engineering, Inc.	Water Credit Feasibility Study - Alternatve Analysis	5998	\$ 500.00
	9/8/2010	5347	NHS Engineering, Inc.	Water Credit Feasibility Study - Alternatve Analysis	5997	\$ 10,227.50
	9/30/2011	5359	City of Huntsville	Water Credit Feasibility Study - Alternatve Analysis		\$ 5,372.08
	9/30/2011	5360	City of Huntsville	Water Credit Feasibility Study - Alternatve Analysis		\$ 7,450.00
	10/13/2010	5371	Booth, Ahrens & Werckentin, P.C.	Legal thru 7/31/10	2433	\$ 50.00
	10/13/2010	5377	Jones & Carter Inc.	Eng Exp - Surface Water Study	166300	\$ 25,038.25
	10/13/2010	5377	Jones & Carter Inc.	Eng Exp - Sanitary Sewer Cleaning, Televsiong, & Reporting for Phase I	166301	\$ 385.00
	10/13/2010	5377	Jones & Carter Inc.	Eng Exp - Sanitary Sewer Rehabilitation of Trunkline Along Metville Dr	166303	\$ 225.00
	10/13/2010	5377	Jones & Carter Inc.	Eng Exp - 2010 Bond Issue Analysis	166304	\$ 260.00
	10/13/2010	5380	NHS Engineering, Inc.	Water Credit Feasibility Study - Alternatve Analysis	6015	\$ 225.00
	11/10/2010	5397	Booth, Ahrens & Werckentin, P.C.	Legal thru 8/31/10	2476	\$ 3,556.25
	11/10/2010	5404	Jones & Carter Inc.	Sanitary Sewer Cleaning, Televsiong, & Reporting - Phase I	167295	\$ 25,903.60
	11/10/2010	5404	Jones & Carter Inc.	2010 Bond Issue Analysis	167870	\$ 800.00
	11/10/2010	5404	Jones & Carter Inc.	Sanitary Sewer Cleaning, Televsiong, & Reporting - Phase I	167869	\$ 810.00
	11/10/2010	5407	NHS Engineering, Inc.	Water Credit Feasibility Study - Alternatve Analysis	6019	\$ 4,742.50
	11/10/2010	5407	NHS Engineering, Inc.	Water Credit Feasibility Study - Alternatve Analysis	6021	\$ 1,047.57
	11/10/2010	5407	NHS Engineering, Inc.	Water Credit Feasibility Study - Alternatve Analysis	6021	\$ 317.56
	11/10/2010	5407	NHS Engineering, Inc.	Water Credit Feasibility Study - Alternatve Analysis	6031	\$ 178.75
	1/12/2011	5460	Booth, Ahrens & Werckentin, P.C.	Legal thru 9/30/2010	2496	\$ 6,136.25
	1/12/2011	5470	NHS Engineering, Inc.	Water Credit Feasibility Study - Alternatve Analysis	6049, 6050, 6059	\$ 17,373.76
	2/9/2011	5485	NHS Engineering, Inc.	Water Credit Feasibility Study - Alternatve Analysis	6012 & 6013	\$ 14,320.95
	2/9/2011	5477	Booth, Ahrens & Werckentin, P.C.	Legal thru 10/31/2010 & 11/30/2010	2643 & 2577	\$ 5,618.00
	3/10/2011	5519	Booth, Ahrens & Werckentin, P.C.	Legal thru 10/31/2010	2644	\$ 28,014.00
	3/10/2011	5521	City of Huntsville	Legal thru 12/31/2010	2644	\$ 11,509.75
	3/10/2011	5532	NHS Engineering, Inc.	Water Credit Feasibility Study - Alternatve Analysis	2011-77 & 79	\$ 1,656.25
	4/13/2011	5564	Booth, Ahrens & Werckentin, P.C.	Water Credit Feasibility Study - Alternatve Analysis	6030	\$ 7,755.00
	4/13/2011	5566	City of Huntsville	Legal thru 1/31/2011	2714	\$ 21,455.44
	4/13/2011	5573	NHS Engineering, Inc.	Water Credit Feasibility Study - Alternatve Analysis	2011-00000099	\$ 2,110.25
	5/11/2011	5606	NHS Engineering, Inc.	Water Credit Feasibility Study - Alternatve Analysis	6074	\$ 13,508.75
	6/8/2011	5631	NHS Engineering, Inc.	Water Credit Feasibility Study - Alternatve Analysis	6088	\$ 11,500.00
	6/8/2011	5634	Booth, Ahrens & Werckentin, P.C.	Legal thru 3/31/2011	6104	\$ 9,504.07
					2803	\$ 14,406.35
						\$ 424,315.98



Sewer Treatment Plant Fund

Date	Check #	Vendor	Memo	Invoice #	Amount
6/9/2010	1229	Lifewater Construction, Inc.	Construction of WWTP 1S Replacement	PE # 1 & 2	\$ 51,665.54
6/9/2010	1233	Johnson, Radcliffe, Petrov, & Bobbit	Water Credit Project	18270	\$ 50.63
6/9/2010	1234	Jones & Carter, Inc.	MUD 8 WWTP Outfall	16300	\$ 1,256.60
7/14/2010	1240	Johnson, Radcliffe, Petrov, & Bobbit	Water Credit Project	18489	\$ 8.13
7/14/2010	1241	Jones & Carter, Inc.	MUD 8 WWTP Outfall	164567	\$ 2,126.09
7/14/2010	1241	Jones & Carter, Inc.	Eng. Exp- WWTP 1S Replacement	163857	\$ 3,326.70
7/14/2010	1242	Jones & Carter, Inc.	Eng. Exp- WWTP 1S Replacement	164568	\$ 1,200.29
8/11/2010	1247	Lifewater Construction, Inc.	Construction of WWTP 1S Replacement	PE #3	\$ 27,592.79
8/11/2010	1248	Johnson, Radcliffe, Petrov, & Bobbit	Water Credit Project	18676	\$ 446.24
9/8/2010	1250	Lifewater Construction, Inc.	Construction of WWTP 1S Replacement	PE #4	\$ 18,287.50
9/8/2010	1250	B-5 Construction Co., Inc.	Wastewater Treatment Plant Outfall	PE #1	\$ 19,181.54
9/8/2010	1254	Johnson, Radcliffe, Petrov, & Bobbit	Water Credit Project	18782	\$ 125.00
9/8/2010	1255	Jones & Carter, Inc.	Eng. Exp- WWTP 1S Replacement	165483	\$ 2,766.73
9/8/2010	1256	Jones & Carter, Inc.	MUD 8 WWTP Outfall	165699	\$ 899.93
10/13/2010	1261	Lifewater Construction, Inc.	Construction of WWTP 1S Replacement	PE #5	\$ 16,181.83
10/13/2010	1261	Jones & Carter, Inc.	Eng. Exp- WWTP 1S Replacement	166392	\$ 2,452.72
10/13/2010	1262	Jones & Carter, Inc.	MUD 8 WWTP Outfall	166391	\$ 3,690.42
11/10/2010	1264	Lifewater Construction, Inc.	Construction of WWTP 1S Replacement	PE #6	\$ 962.50
11/10/2010	1268	B-5 Construction Co., Inc.	Wastewater Treatment Plant Outfall	PE #3	\$ 106,812.78
11/10/2010	1269	Johnson, Radcliffe, Petrov, & Bobbit	Water Credit Project	19010	\$ 78.31
11/10/2010	1269	Jones & Carter, Inc.	Eng. Exp- WWTP 1S Replacement	167294	\$ 1,592.47
11/10/2010	1269	Jones & Carter, Inc.	MUD 8 WWTP Outfall	167293	\$ 783.39
11/10/2010	1269	Jones & Carter, Inc.	Eng. Exp- WWTP 1S Replacement	167883	\$ 1,617.28
11/10/2010	1269	Jones & Carter, Inc.	MUD 8 WWTP Outfall	167867	\$ 2,037.80
11/10/2010	1270	Jones & Carter, Inc.	Construction of WWTP 1S Replacement	Pay Req No 7 & Final	\$ 8,464.01
12/8/2010	1272	Lifewater Construction, Inc.	Wastewater Treatment Plant Outfall	PE #4	\$ 70,565.83
12/8/2010	1276	Lifewater Construction, Inc.	Construction of WWTP 1S Replacement	PE #4	\$ 7,736.80
1/12/2011	1278	B-5 Construction Co., Inc.	Wastewater Treatment Plant Outfall	PE#5	\$ 16,746.93
2/9/2011	1287	Jones & Carter, Inc.	MUD 8 WWTP Outfall & WWTP 1S Replacement	169701 169702	\$ 5,735.54
2/11/2011	1290	Jones & Carter, Inc.	Escasment Option- WWTP Outfall Project	Deposit	\$ 3,092.50
3/10/2011	1296	Decels on the Lake	Escasment Option- WWTP Outfall Project	Final Payment	\$ 3,092.50
4/13/2011	1297	B-5 Construction Co., Inc.	Wastewater Treatment Plant Outfall	Final Payment	\$ 87,627.77
5/11/2011	1307	Jones & Carter, Inc.	MUD 8 WWTP Outfall & WWTP 1S Replacement	172011 & 172013	\$ 4,030.10
6/8/2011	1311	Jones & Carter, Inc.	WWTP Outfall	172643	\$ 1,052.67
Total due to STP					\$ 475,871.78

MONTGOMERY COUNTY MUD 8
 SNAP SHOT FINANCIAL REPORT
 AS OF 6/08/11

REVENUES

	Water	Sewer	Mant. Tax	Total Operating Revenue
Jan-11	33,152	49,081	246,549	339,399
Feb-11	34,087	49,685	56,992	174,505
Mar-11	38,637	49,647	15,222	117,819
Apr-11	63,727	49,584	12,047	145,919
May-11	78,811	49,769	4,335	155,132
Jun-11				
Jul-11				
Aug-11				
Sep-11				
Oct-11				
Nov-11				
Dec-11				
Totals	248,414	247,766	335,145	932,774
Budget	270,833	243,750	310,417	935,743
Difference	(22,419)	4,016	24,728	(2,969)
Prior Year	196,213	224,438	340,242	812,723

EXPENSES

	Operating	Capital	STP OPS & CAP	Total Cash Balance	Projected Cash Balances
Jan-11	158,976	21,154	26,183	1,516,864	1,472,733.00
Feb-11	121,315	68,531	22,258	1,512,172	1,288,111.00
Mar-11	183,981	34,394	120,449	1,320,373	636,881.00
Apr-11	127,551	41,666	18,302	1,279,167	544,570.00
May-11	122,882	45,869	24,876	1,209,694	
Jun-11					
Jul-11					
Aug-11					
Sep-11					
Oct-11					
Nov-11					
Dec-11					
Totals	714,922	212,085	217,029		
Budget	672,364	745,933	1,469,637		
Difference	42,558	(533,848)	(1,252,608)		
Prior Year	697,409	235,228	360,641	1,077,361	

Note #1: Revenue for Water is under budget due to a reduction of usage for the time period from Jan 1 to May 31, 2011.


Note #2: Maintenance Tax Collections are over budget since collections thru May were better than projected.

Note #3: Operating Expenditures are over Budget due to 1) Expenditures for Water, Sewer and Lift Station Repairs & Maintenance are over the budgeted amount by \$100,322.

This overage is reduced by the insurance cost coming in \$12,881 less than budgeted and Bulk Water Purchase being under budget by \$9,051, as well as miscellaneous items as postage, reconnection fees, being under budget by the balance.

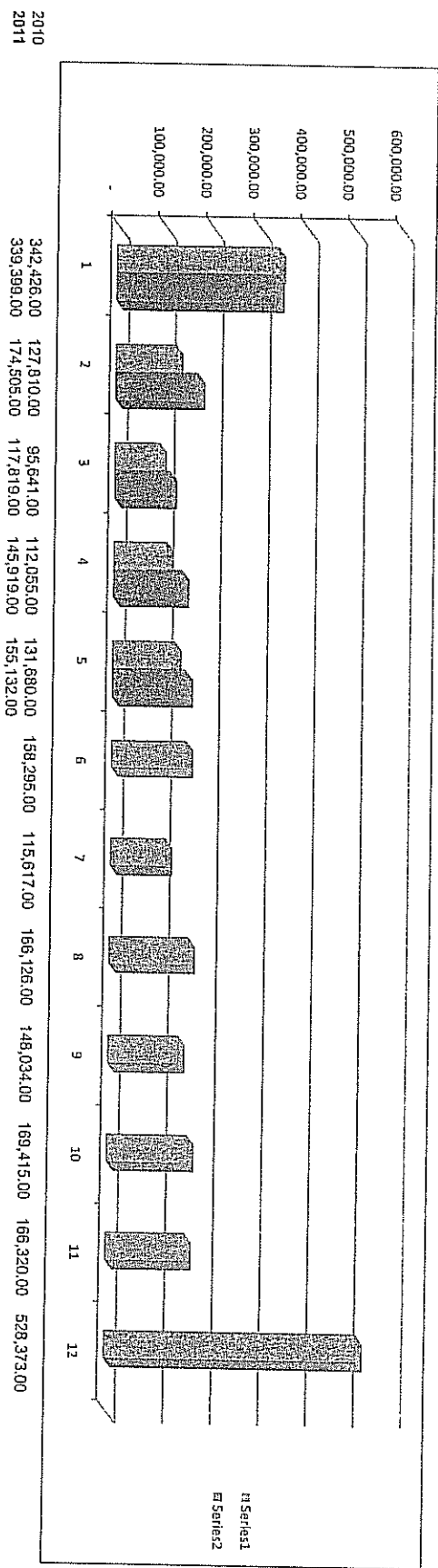
Note #4: Capital is under budget by \$533,848. due to holding off on these type of projects for possible Bond Issue

Note #5: The STP is under Budget due to Capital projects under the budget that are being tabled for a possible Bond issue.

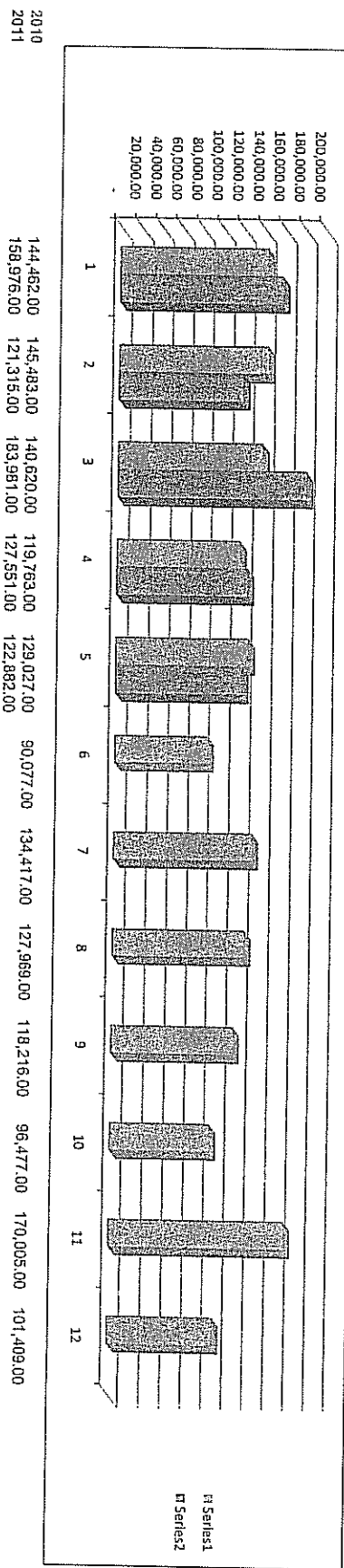


Montgomery County MUD 8
 Revenue & Expenditure Comparison for 2010 & 2011
 As of June 8, 2011

REVENUES



EXPENDITURES - OPERATING



Board of Directors
Page 2
June 3, 2011

3. **Discuss Status of Bond Application – (Agenda Item No. 5.c.):**

Preparation of the Bond Application Report No. 5 is underway. We expect to be prepared to submit a draft of the report to the Board, Attorney, and Financial Advisor by your July meeting.


4. **TPDES Permit Renewal:**

The waste discharge permit for the wastewater treatment plant expires on June 1st, 2012. We request authorization to begin preparation of the renewal application for the permit. The estimated cost for the permit renewal is approximately \$10,000.

If you have questions or need any additional information, please call.

We look forward to meeting with you.

Sincerely,



Erich M. Peterson, P.E.

EMP/jta

P:\Projects\0352-900-011\Reports\June 11.doc

cc: Mr. Ross Radcliffe – Johnson Radcliffe Petrov & Bobbitt PLLC
Mr. Danny Wright – Hays Utility Service
Ms. Katherine Turner – Municipal Accounts & Consulting, LP



MONTGOMERY COUNTY MUNICIPAL UTILITY DISTRICT #8
MONTHLY OPERATIONS REPORT

DATE
06/08/11

METER COUNT	
Occupied	1,372
Occupied Sprinkler	20
Vacant	51
Commercial	5
Builder	18
Irrigation	50
Rec/C/P	6
Apts/Units (455)	10
Total	1,532

BILLED CONSUMPTION	
04/24/11	to 05/24/11
Residential	24,430,000
Commercial	1,342,000
Apartments	1,130,000
Irrigation	910,000
Rec/C/Pool	641,000
Total	28,453,000

Plant Pumpage 26,845,300

Meter Count #9: 1,478

	<u>#1-Poe</u>	<u>#2-Brown</u>	<u>#3-Buck</u>	<u>#4-Walden</u>
Calculated Well GPM	779	1,166	1,140	1,231
Design Well GPM	1,000	1,200	1,200	1,200
Well Runtime Average hrs/day	13.4	5.8	8.2	6.5

Plant Pumpage -	Poe	16,233,000
	Browning	10,612,300
Montgomery Co. U.D. #9 -	Buckingham	15,849,000
	Walden Road	12,503,000
Combined plant pumpage #8 and #9		55,197,300

Montgomery Co. U.D. #9 billed cons.	25,302,000
Combined billed cons.	53,755,000
Total Water Accountability	97.39%

Recycled water for August - **1,366,000**

Montgomery Co. U.D. #9 billing period 4/24/11 - 5/24/11

Montgomery County MUD #8 TAPS:

<u>Paid</u>	<u>Year to Date</u>	<u>2010 Comparison</u>
3	8	16

Montgomery County MUD #9 TAPS:

<u>Paid</u>	<u>Year to Date</u>	<u>2010 Comparison</u>
0	19	18

Arrears for the Month of	April	EXHIBIT	Month of May	
Date Cut-Off Notices Mailed	05/03/11	tabbies 	Meter Read Date	05/24/11
Number of Notices Mailed	174		Billing Date	06/01/11
Cut-Off Date	05/27/11		Mailing Date	06/02/11
Number of Actual Cut-Offs	1		Due Date	06/27/11

MONTGOMERY COUNTY MUNICIPAL UTILITY DISTRICT #8

DATE
06/08/11

MONTHLY OPERATIONS SUMMARY OF WASTEWATER TREATMENT PLANT April 2011

TPDES Permit # WQ0011371001

Expires 06/01/2012

Effluent Quality Data: Reported for

April 2011

	<u>Reported</u>	<u>Permitted</u>	<u>Annual Average</u>	<u>Excursion</u>
CBOD 5 Average	2.00 mg/l	7.00 mg/l	2.10 mg/l	NO
TSS Average	1.20 mg/l	15.00 mg/l	1.55 mg/l	NO
CL2 Res Min	1.08 mg/l	1.00 mg/l	1.17 mg/l	NO
CL2 Res Max	3.68 mg/l	4.00 mg/l	3.61 mg/l	NO
Ammonia Nitrogen	0.10 mg/l	2.00 mg/l	0.14 mg/l	NO
Flow Average	0.452 mgd	0.800 mgd	0.461 mgd	NO
Total Wastewater Treated	13,560,000 Gallons			

Effluent Quality Compliant with Discharge Permit ? YES

The plant was operated within all parameters of our permit.
No violation notices were received from any other local agency.

MONTGOMERY COUNTY MUNICIPAL UTILITY DISTRICT #8
MONTHLY OPERATIONS SUMMARY
BILLING & COLLECTION REPORT
 May 2011

DATE
 06/08/11

Receivables Forward	05/03/11	\$ 170,566.09
----------------------------	----------	---------------

Collection Period:	5/3/11 - 6/1/11	
Penalty	\$ (911.09)	
Water	\$ (60,938.33)	
Sewer	\$ (48,748.16)	
Connect	\$ -	
Deposit	\$ (1,200.00)	
Garbage	\$ (25,172.52)	
Grease	\$ (60.00)	
Gar -Tax	\$ -	
LSGWC	\$ (1,567.66)	
GRP Fee	\$ (11,733.32)	
Misc.	\$ (2,838.85)	
Overpayments	\$ (1,488.09)	
TOTAL	\$ (154,658.02)	\$ (154,658.02)

Current Charges & Adjustments:		
Connects	\$ 975.00	
Deposits	\$ 1,050.00	
Inspection Fees	\$ 245.00	
Tap Fees	\$ 1,450.00	
Encroachment & Flag	\$ -	
Write Off	\$ -	
PCO	\$ 75.00	
NSF	\$ 60.00	
Regular Adj	\$ (630.59)	
TOTAL	\$ 3,224.41	\$ 3,224.41

Current Billings:	4/24/11 - 5/24/11	
Penalty	\$ 1,192.59	
Water	\$ 78,755.25	
Sewer	\$ 49,771.80	
Garbage	\$ 25,935.00	
Grease	\$ 60.00	
LSGWC	\$ 1,991.78	
GRP Fee	\$ 15,081.15	
Misc.	\$ -	
TOTAL	\$ 172,787.57	\$ 172,787.57

TOTAL RECEIVABLES FORWARD	06/01/11	\$ 191,920.05
----------------------------------	----------	----------------------

District Deposits on file: \$34,805.00
 Undistributed Overpayments: \$5,309.04

Total Consumption: 28,453,000

MONTGOMERY COUNTY MUNICIPAL UTILITY DISTRICT #8

CUT-OFF LIST STATUS

May 27, 2011

<u>NAME</u>	<u>ADDRESS</u>	<u>AMOUNT</u>	<u>STATUS</u>
Vivian Fletcher	12323 Hawthorne Drive	\$64.90	OFF

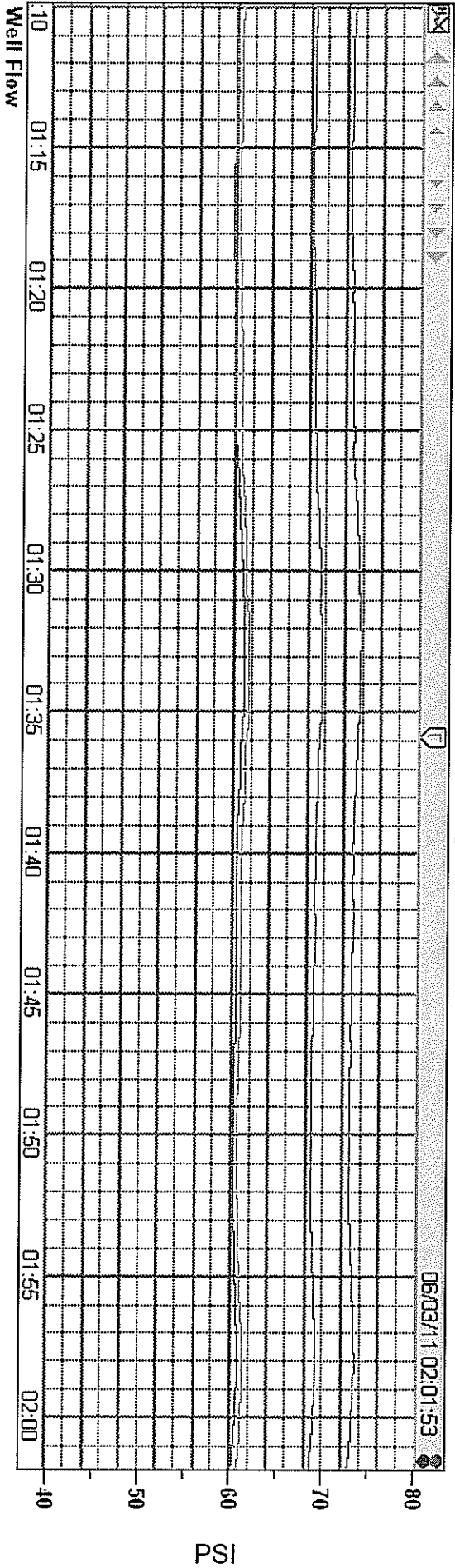
MONTGOMERY COUNTY MUNICIPAL UTILITY DISTRICT #8
MONTHLY OPERATIONS SUMMARY
WATER SYSTEM
May 2011

LONE STAR GROUNDWATER CONSERVATION	Permit Period
Permit # OP-05112102	01/01/11 to 12/31/11

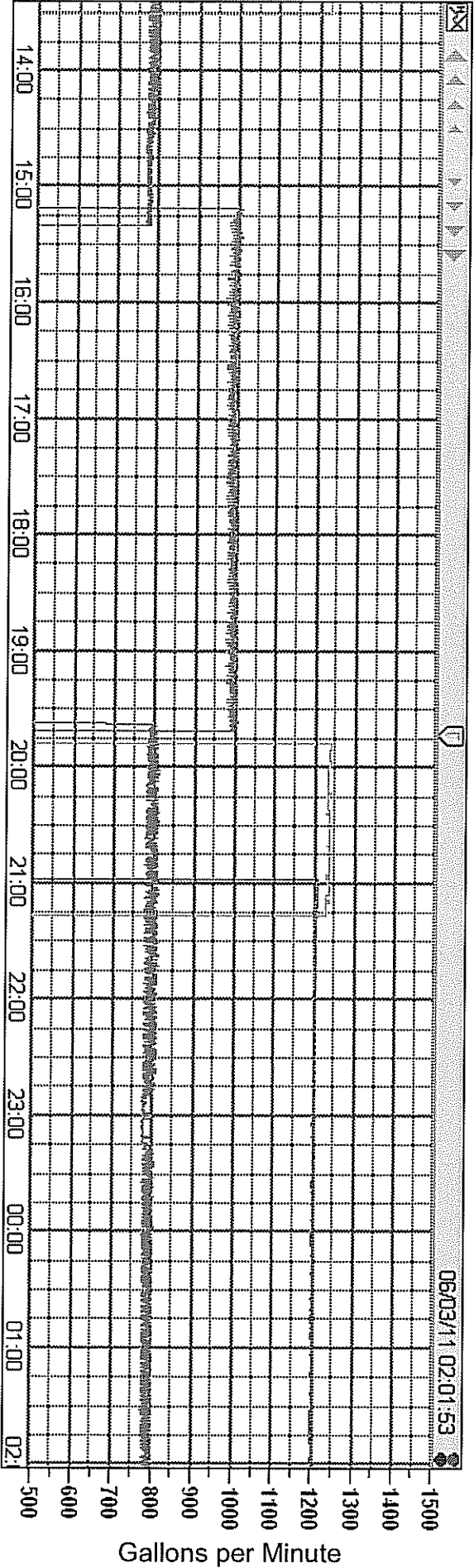
Total Water Pumped for Calendar Month of	May	30,934,900	Gallons
Total Permitted Withdrawal:		332,000,000	Gallons
Pumpage Against Permit:		102,322,400	Gallons
Percentage of Permit Expired:		42%	
Percentage of Permit Pumped:		31%	
Historical Use Permit Amount:		212,277,000	Gallons
Operating Permit approved 12/16/05:		119,723,000	Gallons
Total Permitted Pumpage Allowed:		332,000,000	Gallons

Pressure

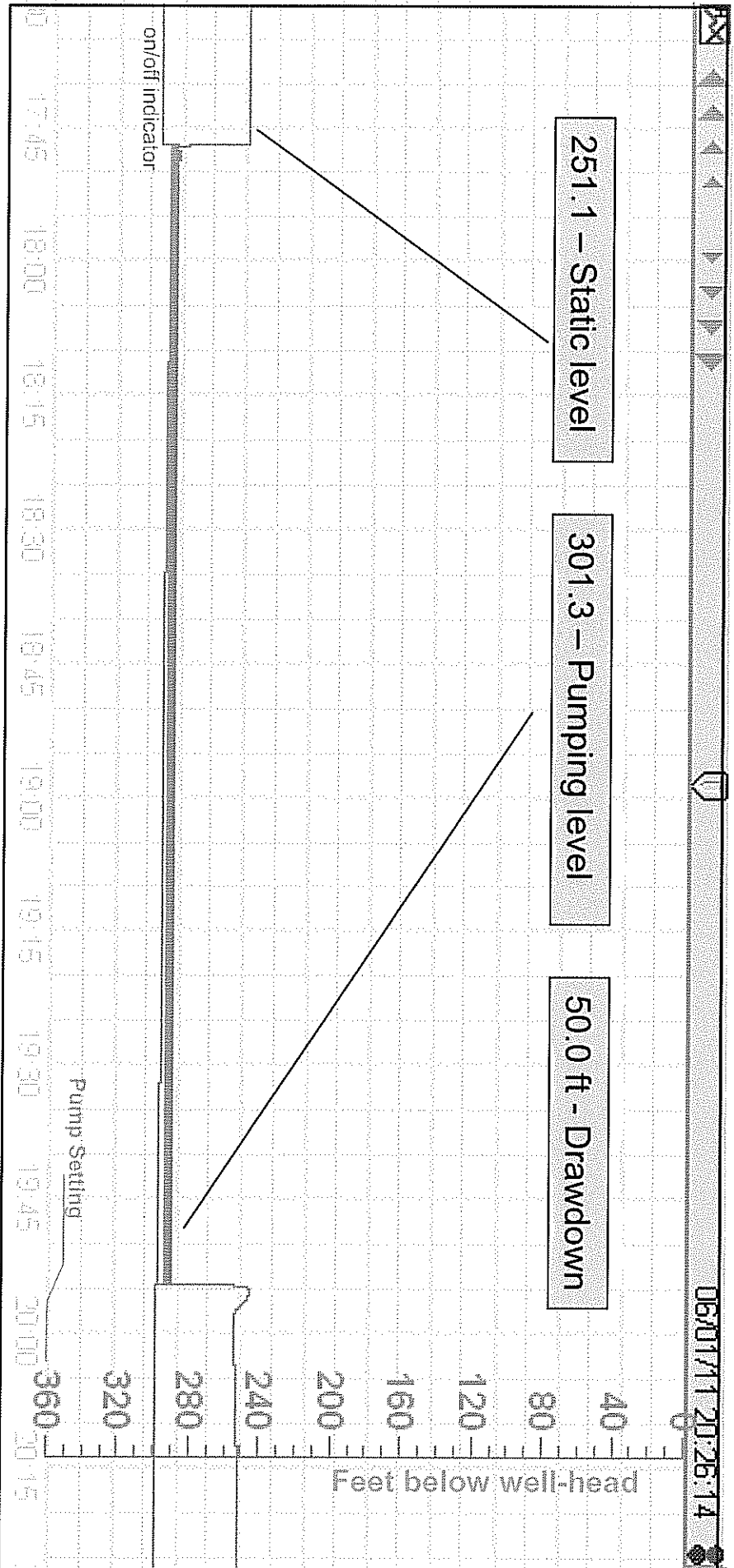
System Trend Snapshots



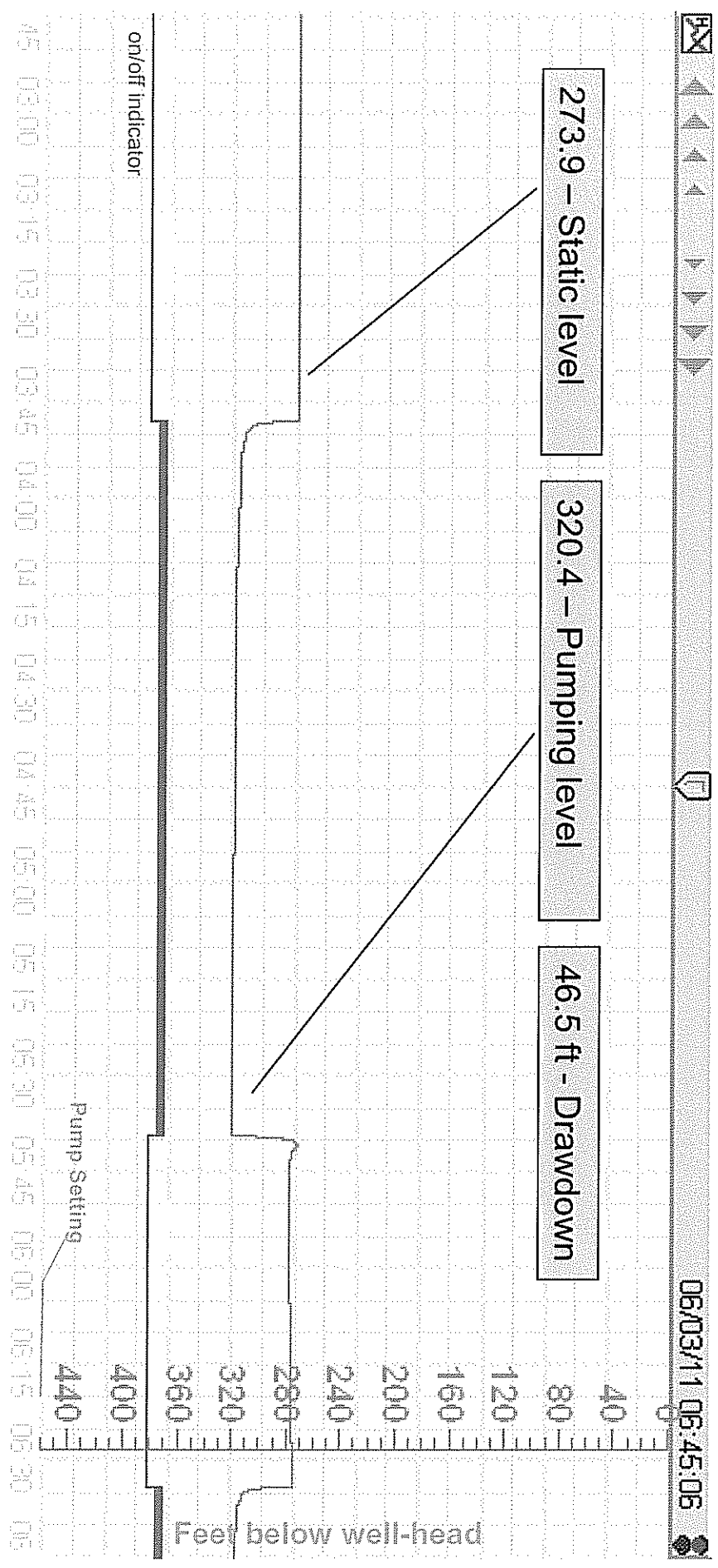
Browning
Poe
Buckingham
Walden



Montgomery County M.U.D. #8 Browning Street Well Ground Water Levels Well-head at 220 Feet above Sea Level



Montgomery County M.U.D. #9 Walden Road Well Ground Water Levels Well Head at 240 Feet above Sea Level



CERTIFICATE OF ORDER

**STATE OF TEXAS
COUNTY OF MONTGOMERY
MONTGOMERY COUNTY MUNICIPAL UTILITY DISTRICT NO. 8**

§
§
§

We, the undersigned officers of the Board of Directors (the "Board") of MONTGOMERY COUNTY MUNICIPAL UTILITY DISTRICT NO. 8 (the "District"), hereby certify as follows:

The Board convened in regular session, open to the public, on Wednesday, June 8, 2011, at 9:00 a.m., at the Walden Yacht Club, 13101 Melville Drive, Montgomery, Texas 77356, and the roll was called of the members of the Board, to-wit:

Roy McCoy	President
Bob Leasure	Vice President
Daniel L. Davis	Assistant Vice President
Arch Payne	Secretary
Claude D. Fryman	Assistant Secretary

All members of the Board were present except the following: _____, thus constituting a quorum. Whereupon other business, the following was transacted at such Meeting: A written


ORDER ADOPTING WATER CONSERVATION PLAN


was duly introduced for the consideration of the Board. It was then duly moved and seconded that such Order be adopted; and after full discussion, such motion, carrying with it the adoption of such Order prevailed, carried, and became effective by the following vote:



AYES: 5 NOES: 0

A true, full and correct copy of the aforesaid Order adopted at the Meeting described in the above foregoing paragraph is attached to and follows this Certificate; such Order has been duly recorded in the Board's minutes of such Meeting; the above and foregoing paragraph is a true, full, and correct excerpt from the Board's minutes of such Meeting pertaining to the adoption of such Order; the persons named in the above and foregoing paragraph are the duly chosen, qualified, and acting officers and members of the Board as indicated therein; each of the officers and members of the Board are duly and sufficiently notified officially and personally, in advance, of the time, place, and purpose of such Meeting, and that such Order would be introduced and considered for adoption at such meeting, and each of the officers and members consented, in advance, to the holding of such Meeting for such purpose; and such Meeting was open to the public and public notice of the time, place, and purpose of such Meeting was given, all as required by Chapter 551 of the Texas Government Code and Section 49.063 of the Texas Water Code, as amended.

SIGNED this 8th day of June, 2011.


Secretary, Board of Directors


President, Board of Directors



Water Conservation Plan Montgomery County Municipal Utility District #8

This Water Conservation Plan provides a brief overview of current water conservation initiatives undertaken by Montgomery County Municipal Utility District #8 ("the District") and proposes new or expanded conservation measures for the future.

It is important to note that the District shares its water system jointly with Montgomery County Municipal Utility District #9 (Mud 9) through multiple continuously open interconnects. The water system is considered one system and the numbers contained in this plan pertain to the water system as a whole including Mud 9.

The District is located along Walden Road in Montgomery County, Texas. The district serves an estimated population of 4,482 based upon the average of 2.3 people per residential connection as provided by the latest Montgomery County census. Mud 9 serves an estimated population of 4,153 people based upon average of 2.3 people per residential connection as provided by the Montgomery County census. The total population served by this water system is 8,635.

The objectives of this water conservation plan are as follows:

- To reduce water consumption
- To reduce the loss and waste of water.
- To improve efficiency in the use of water.
- To document the level of recycling and reuse in the water supply.
- To extend the life of current water supplies by reducing per capita use.

Methods

- ❖ Calibration and accuracy tests of well master meters done every 6 months
- ❖ Tiered water rate structure for the encouragement of the reduction of water usage
 - Lower rates for lower users of water encourages conservation
- ❖ Current meter change out program
 - Currently in the process of upgrading all meters to new electronic meters for increased accountability accuracy and availability of data
 - Replacement of stuck meters
- ❖ Monthly audit of billing and meter reads to determine stuck meters, illegal connections, abandoned services, etc.
- ❖ Periodic visual inspections along distribution lines
- ❖ Annual Leak Detection and Soundings throughout district
- ❖ Locating and marking of distribution control valves
 - Quick turn off of water during emergency main break repair
 - Minimize loss water during large main break situation
- ❖ Seasonal distribution of water conservation literature through water bills and newsletters and website.
 - Education to reduce per capita consumption
 - Emphasis on outside lawn watering (70% of consumption)
 - Education pamphlets and literature available on website
 - www.montgomerycountymud8.com

Targets and Goals

	<u>Current Annual Averages</u>	<u>5-year Goals</u>	<u>10-year Goals</u>
Percentage of Lost Water	4.3%	4.0%	3.5%
Average Gallons Per Capita	156	140	120

Schedule for Implementing the Plan to Achieve Targets and Goals

The District will adhere to the following schedule, to achieve the targets and goals for water conservation:

- Calibrations of meters for all treated water deliveries are conducted semi-annually
- The District meter replacement program is as follows:
 - Meters will be reviewed every month and all stuck meters will be replaced as soon as they are found
 - Meters will continue to be monitored for accuracy annually and replaced on a fifteen-year cycle
- Water audits are conducted annually
 - Real water losses are identified and corrected
 - Real water losses are minimized by replacement of deteriorating water mains and appurtenances, as is conducted by the operator's staff on an on-going basis
- The District will mail out material developed by the staff, materials obtained from the Texas Water Development Board, Texas Commission on Environmental Quality or other sources semi-annually (once in the spring and once in the summer) to all customers
- Water conserving pricing
 - A summary of the District's current rates are attached
 - The District will continue to review rates annually to insure water revenues exceed expenses and replacement costs
- The leak detection program described in the plan is currently in use by Hays Utility North which reduces real water losses
 - Inspections and soundings of all water main fittings and connections are conducted annually
 - Intermittent night-flow measurements are conducted annually
 - Pressure is controlled to just above the standard-of-service level by use of SCADA system
- The District adopted the 2000 International Plumbing Code, and all new construction or renovations in the city use water conserving fixtures

Tracking Targets and Goals

The staff shall track targets and goals by utilizing the following procedures:

- Logs shall be maintained for meter calibration, meter testing, and meter replacement programs
- Annual water audits shall be documented and kept in the operator's files
- Staff shall keep a record of the number of mail-outs distributed semi-annually
- Rates are tracked by means of ordinances adopted
- Logs shall be maintained for the utility's Leak Detection Program, including but not limited to the following:
 - Annual inspections and soundings of all water main fittings and connections
 - Annual intermittent night-flow measurement


AMENDED AND RESTATED DISTRICT INFORMATION FORM

STATE OF TEXAS
COUNTY OF MONTGOMERY
MONTGOMERY COUNTY MUNICIPAL UTILITY DISTRICT NO. 8

§
§
§


In compliance with Section 49.455, Texas Water Code, as amended, the undersigned members of the Board of Directors of Montgomery County Municipal Utility District No. 8 (the "District") hereby affirm as of the date hereinafter set out that the following information is correct and accurate:

1. The name of the District is Montgomery County Municipal Utility District No. 8.
2. The most recent rate of taxes established by the District on property located in the District is set forth in the form of Notice to Purchasers contained in Exhibit "A" attached hereto and made a part hereof for all purposes, as same may hereafter be from time to time amended.
3. The total amount of bonds that have been approved by the voters and which may be issued by the District (excluding refunding bonds and any bonds or portion of bonds payable solely from revenues received or expected to be received pursuant to a contract with a governmental entity) is \$31,500,000.00.
4. The aggregate initial principal amount of all bonds of the District payable in whole or in part from taxes (excluding refunding bonds and any bonds or portion of bonds payable solely from revenues received or expected to be received pursuant to a contract with a governmental entity) that have been previously issued is \$5,375,000.00.
5. If a standby fee is imposed by the District, the amount of the standby fee is set forth in the form of Notice to Purchasers contained in Exhibit "A" attached hereto and made a part hereof for all purposes, as same may hereafter be from time to time amended.
6. The date on which the election to confirm the creation of the District was held is September 12, 1972.
7. The functions performed or to be performed by the District are as follows:
 - (a) Supply water for municipal uses, domestic uses, power, and commercial purposes and all other beneficial uses or controls;
 - (b) Collect, transport, process, dispose of, and control all domestic, industrial, or communal wastes, whether in fluid, solid, or composite state;
 - (c) Gather, conduct, divert, and control local storm water or other local harmful excesses of water in the District;
 - (d) Irrigate the land in the District;
 - (e) Alter land elevation in the District where it is needed;
 - (f) Navigate coastal and inland waters of the District; and
 - (g) Provide parks and recreational facilities for the inhabitants in the District.



We, the undersigned, being the duly chosen members of Montgomery County Municipal Utility District No. 8, each for himself, affirm and declare that the above is true and correct to the best of our knowledge and belief.


WITNESS OUR HANDS THIS 8th day of June, 2011.




Roy McCoy, President



Robert W. Leasure, Vice President




Daniel L. Davis, Assistant Vice President



Arch Payne, Secretary



Claude D. Fryman, Assistant Secretary

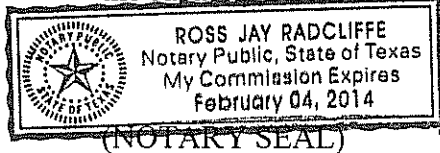



STATE OF TEXAS

§
§
§

COUNTY OF MONTGOMERY

This instrument was affirmed and acknowledged before me on the 8th day of June, 2011, by Roy McCoy, Robert W. Leasure, Arch Payne, Daniel L. Davis, and Claude D. Fryman, members of the Board of Directors of Montgomery County Municipal Utility District No. 8, in the capacity herein stated.





Notary Public in and for the State of Texas

After recording return to:
Montgomery County Municipal Utility District No. 8
c/o Johnson Radcliffe Petrov & Bobbitt PLLC
1001 McKinney, Suite 1000
Houston, Texas 77002-6424
Attention: Diane F. Brewer

The undersigned purchaser hereby acknowledges receipt of the foregoing notice at or prior to execution of a binding contract for the purchase of the real property described in such notice or at closing of purchase of the real property.

Date

Signature of Purchaser(s)

Issued by: Montgomery County Municipal Utility District No. 8

Designated Agent: J.R. Moore, Jr., Montgomery County Tax Assessor

Telephone Number: 936.539.7897

Date issued: June 8, 2011